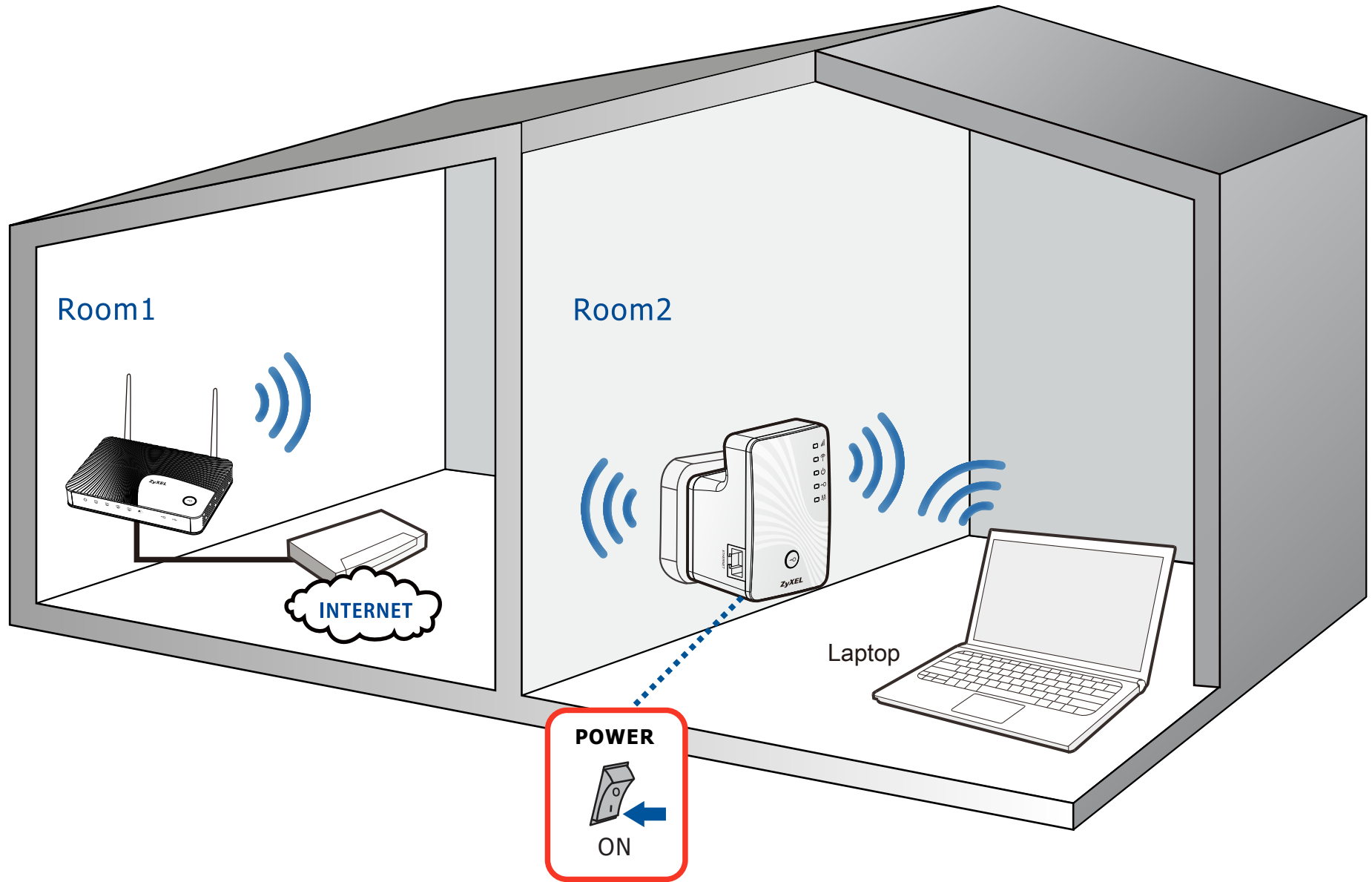




Quick Start Guide

Hardware Installation

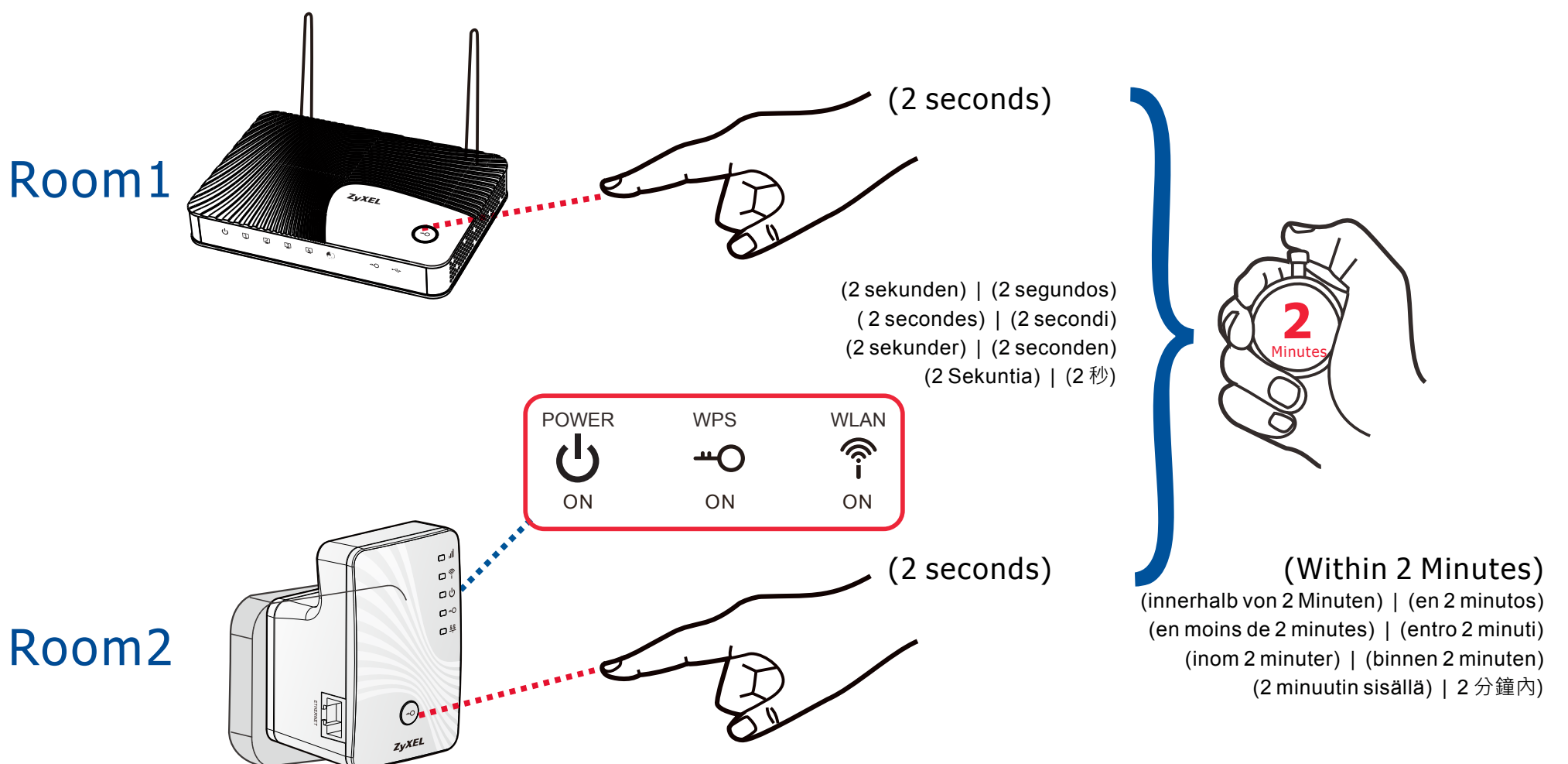
Installation der Hardware | Instalación del hardware
 Installation du matériel | Installazione hardware
 Maskinvaruinstallation | Hardware Installatie
 Laitteisto asennus | 硬體安裝



Wireless Extending Setup (WPS)

Please Check...
 Bitte prüfen... | Por favor, compruebe...
 Veuillez vérifier... | Controllare...
 Kontrollera... | Controleren a.u.b.
 Tarkista... | 請檢查...

Wireless Extending Setup (WPS)
 Configuración de la extensión inalámbrica (WPS)
 Configuration du répéteur sans fil (WPS) | Wireless Extending Setup (WPS)
 Installation av WiFi-förlängaren (WPS) | Wireless Extending Setup (WPS)
 Langattoman verkkolaajennuksen asennus (WPS) | 無線網路延伸設定 (WPS)



Wireless Extending Setup (Manual)

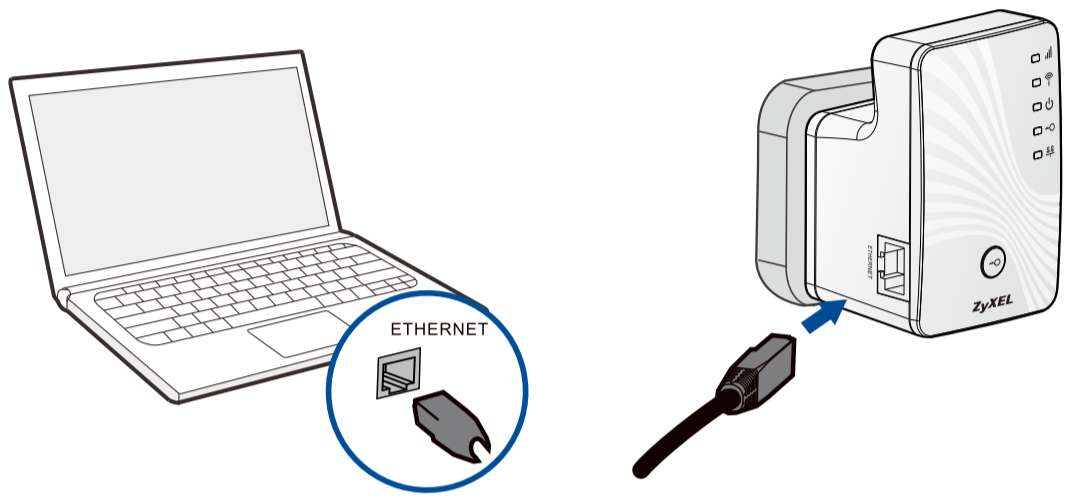
- Wireless Extending Setup (Manuell)
- Configuración de la extensión inalámbrica (Manual)
- Configuration du répéteur sans fil (Manuelle)
- Wireless Extending Setup (Manuale)
- Installation av WiFi-förlängaren (manuell installation)
- Wireless Extending Setup (Handmatig)
- Langattoman verkkolaajennuksen asennus (Manuaalinen)
- 無線網路延伸設定(手動)


1 Connect a computer with an Ethernet cable to the extender
 Verbinden Sie Computer und Extender mit einem Ethernet Kabel
 Conecte el ordenador con un cable Ethernet adaptador
 Connectez un ordinateur avec un câble Ethernet au répéteur
 Collegare un computer all'extender utilizzando un cavo Ethernet
 Anslut en dator med en Ethernet-kabel till WiFi-förlängaren
 Sluit een computer met behulp van een netwerkkabel aan op de extender
 Kytke tietokone verkkokaapelilla laitteeseen
 透過乙太網路線連接至電腦

2 Open a web browser and enter: "http://192.168.1.2"
 Öffne Sie einen Web-Browser und geben Sie folgendes ein: http://192.168.1.2
 Abra un navegador de web e introduzca: "http://192.168.1.2"
 Ouvrez un navigateur Web et saisissez: "http://192.168.1.2"
 Aprire un Browser Web e digitare: "http://192.168.1.2"
 Öppna en Web Läsare och skriv: "http://192.168.1.2"
 Start uw web browser en type in: "http://192.168.1.2"
 Avaa Internet-selain ja kirjoita: "http://192.168.1.2"
 打開網頁瀏覽器，並於網址列輸入"http://192.168.1.2"

3 Follow the wizard setup
 Folgen Sie dem Einrichtungsassistenten
 Siga el asistente de configuración
 Suivez l'assistant de configuration
 Seguire il Wizard setup
 Följ installationsguiden
 Volg de setup wizard
 Seuraa ohjattua asennusta
 跟隨安裝精靈指示









Go to www.zyxel.com to view this product's documentation and certifications.
 Auf der Seite www.zyxel.de finden Sie Produkt-Dokumentationen und Zertifizierungen
 Visite www.zyxel.com para mas documentación y certificaciones de este producto
 Visitez www.zyxel.com pour afficher la documentation de ce produit et ses certifications.
 Andare su www.zyxel.com per visionare la documentazione e le certificazioni.
 Surfa in på www.zyxel.com att se denna produkts dokumentation och certifieringar.
 Op www.zyxel.nl vindt u uitgebreide documentatie over dit product.
 Siirry www.zyxel.com nähdäksesi tämän tuotteen dokumentaation ja sertifiointit.
 連上www.zyxel.com合勤官方網頁檢視產品文件與相關認證




 →

IP Address: 192.168.1.2
User Name: admin
Password: 1234

Declarations

ENGLISH	DEUTSCH	ESPAÑOL	FRANÇAIS
<p>Green Product Declaration</p> <p>RoHS Directive 2002/95/EC</p>  <p>WEEE Directive 2002/96/EC (WEEE: Waste Electrical and Electronic Equipment) 2008/94/EC</p> <p>Declaration Signature: Raymond Huang Name/Title: Raymond Huang/ Quality & Customer Service Division Assistant VP Date (aaaa/mm/yy): 2011/1/24</p>	<p>Green Product Declaration</p> <p>RoHS Directive 2002/95/EC</p>  <p>WEEE Directive 2002/96/EC (WEEE: Waste Electrical and Electronic Equipment) 2008/94/EC</p> <p>Unterschrift des Erklärenden: Raymond Huang Name/Titel: Raymond Huang/ Quality & Customer Service Division Assistant VP Datum (aaaa/mm/yy): 2011/1/24</p>	<p>Declaración de Producto Ecológico</p> <p>Directiva RoHS 2002/95/EC</p>  <p>Directiva REEE 2002/96/EC (REEE: Residuos de Equipos Eléctricos y Electrónicos) 2008/94/EC</p> <p>Firma de declaración: Raymond Huang Nombre/Título: Raymond Huang/ Quality & Customer Service Division Assistant VP Fecha (aaaa/mm/yy): 2011/1/24</p>	<p>Déclaration de Produit Green</p> <p>Directive RoHS 2002/95/EC</p>  <p>Directive DEEE 2002/96/EC (DEEE: Déchets des Équipements Électriques et Electroniques) 2008/94/EC</p> <p>Signature de la déclaration: Raymond Huang Nom/Titre: Raymond Huang/ Quality & Customer Service Division Assistant VP Date (aaaa/mm/yy): 2011/1/24</p>
<p>Dichiarazione Green Product</p> <p>Direttiva RoHS 2002/95/CE</p>  <p>Direttiva RAEE 2002/96/CE (RAEE: Rifiuti di Apparecchiature Elettriche ed Elettroniche) 2008/94/CE</p> <p>Firma dichiarazione: Raymond Huang Nome/cognome: Raymond Huang/ Qualità e Servizio Clienti Division Assistant VP Data (aaaa/mm/yy): 2011/1/24</p>	<p>Productmilieuverklaring</p> <p>RoHS-richtlijn 2002/95/EC</p>  <p>WEEE-richtlijn 2002/96/EC (WEEE: Afgedankte Elektrische en Elektronische Apparaten) 2008/94/EC</p> <p>Verklaringshandtekening: Raymond Huang Naam/titel: Raymond Huang/ Quality & Customer Service Division Assistant VP Datum (aaaa/mm/yy): 2011/1/24</p>	<p>Mijödeklaration</p> <p>RoHS Direktiv 2002/95/EC</p>  <p>WEEE Direktiv 2002/96/EC (WEEE: hantering av elektriskt och elektroniskt avfall) 2008/94/EC</p> <p>Deklaration undertecknad av: Raymond Huang Namn/Titel: Raymond Huang/ Quality & Customer Service Division Assistant VP Datum (åååå/mm/yy): 2011/1/24</p>	<p>Suomenkielinen</p> <p>RoHS-direktiivi 2002/95/EC</p>  <p>WEEE-direktiivi 2002/96/EC (WEEE: Waste Electrical and Electronic Equipment) 2008/94/EC</p> <p>Ilmoituksen allekirjoitus: Raymond Huang Nimi/titteli: Raymond Huang/ Quality & Customer Service Division Assistant VP Päiväys (yyyy/mm/yy): 2011/1/24</p>

"INFORMAZIONI AGLI UTENTI"
 Ai sensi dell'art. 13 del Decreto Legislativo 25 luglio 2005, n.151 "Attuazione delle Direttive 2002/95/CE, 2002/96/CE e 2003/108/CE, relative alla riduzione dell'uso di sostanze pericolose nelle apparecchiature elettriche ed elettroniche, nonché allo smaltimento dei rifiuti"




Il simbolo del cassonetto barrato riportato sull'apparecchiatura o sulla sua confezione indica che il prodotto alla fine della propria vita utile deve essere raccolto separatamente dagli altri rifiuti.

La raccolta differenziata della presente apparecchiatura giunta a fine vita è organizzata e gestita dal produttore. L'utente che vorrà disfarsi della presente apparecchiatura dovrà quindi contattare il produttore e seguire il sistema che questo ha adottato per consentire la raccolta separata dell'apparecchiatura giunta a fine vita.

L'adeguata raccolta differenziata per l'avvio successivo dell'apparecchiatura dismessa al riciclaggio, al trattamento e allo smaltimento ambientalmente compatibile contribuisce ad evitare possibili effetti negativi sull'ambiente e sulla salute e favorisce il riutilizzo e/o riciclo dei materiali di cui è composta l'apparecchiatura.

Lo smaltimento abusivo del prodotto da parte del detentore comporta l'applicazione delle sanzioni amministrative previste dalla normativa vigente.



www.zyxel.com

Declaration of Conformity

Product information

Product Name : Wireless N300 Range Extender
 Model Number : WRE2205

Produced by

Company Name : ZyXEL Communications Corporation
 Company Add. : No. 2, Gongye E. 9th Rd., East Dist., Hsinchu City 300, Taiwan

to which this declaration relates, is in conformity with the following standards or other normative documents:

EMC:	Safety :
EN 55022: 2006+A1:2007	EN 60950-1: 2006+A11: 2009+A1:2010
EN 61000-3-2: 2006+A1:2009+A2:2009	+A12+2011
EN 61000-3-3: 2008	Erp:
EN 55024: 1998+A1:2001+A2:2003	COMMISSION REGULATION (EC)
EN 301 489-1 V1.8.1:2008	No 1275/2008
EN 301 489-17 V2.1.1:2009	
EN 300 328 V1.7.1:2006	

The Product herewith complies with requirements of the following Directive :
 The Low Voltage Directive 2006/95/EC ,The EMC Directive 2004/108/EC,
 The R& TTE Directive 99/5/EEC ,The ErP Directive 2009/125/EC,
 and carries the CE -marking accordingly.

The TCF-File is located at:
 Local contact for regulatory topics only :

Company Name : ZyXEL Communications Corporation
 Company Address : Hsinchu Office : No. 2, Gongye E. 9th Rd., East Dist., Hsinchu City 300, Taiwan
 : No. 6, Innovation Road II, Science-Park, Hsin-Chu, 300, Taiwan
 TAIPEI Office : 11F., NO.223, SEC. 3, BEIXIN RD., XINDIAN DIST., NEW
 TAIPEI CITY 23143, TAIWAN (R.O.C.) Service

Person is responsible for marking this declaration:

Thomas Wei	Senior Director
_____	Quality Management Department
Name (Full Name)	Position/ Title
2012-05-25	